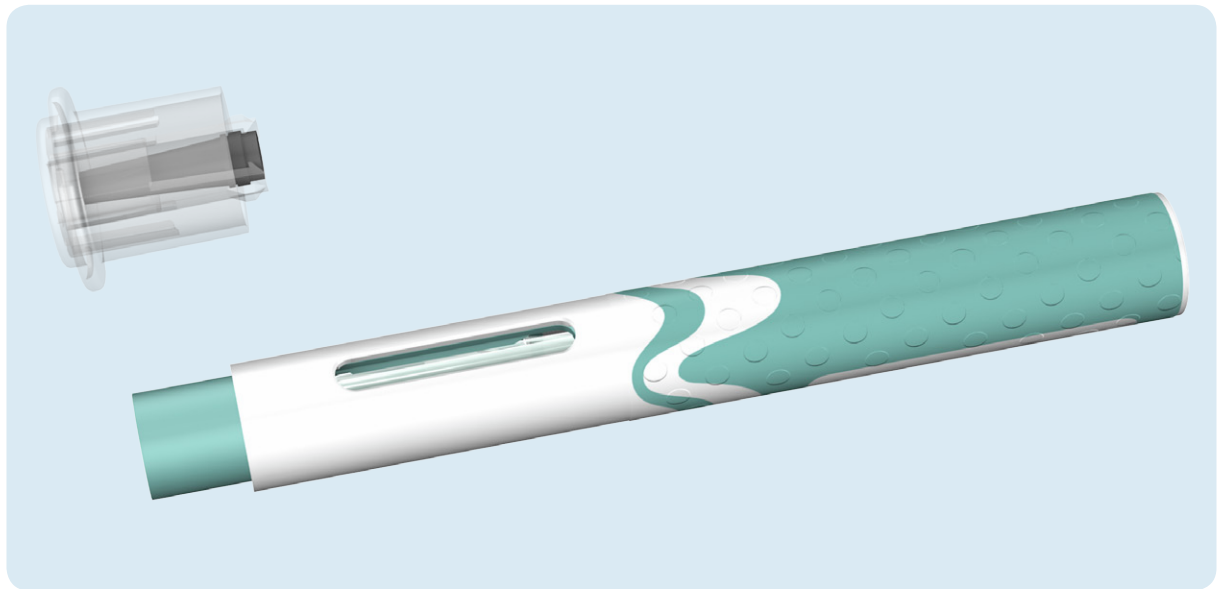


SYRMA



The Semi-Automatic "2-Step" Injector

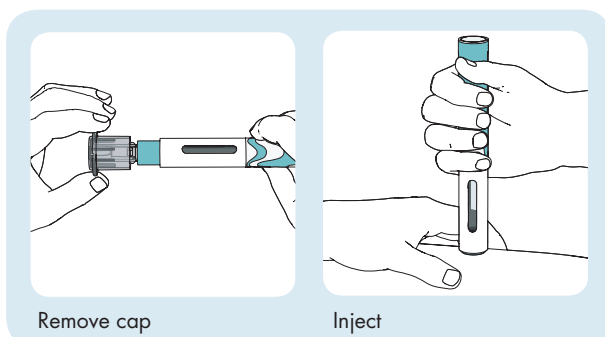
The easy to use, semi-automated disposable auto-injector for all patient groups. The patient manually depresses the needle-cover to insert the needle which automatically triggers the injection step. The needle-cover automatically extends and locks when the patient removes the device from the skin.

Multidose	Variable dose
Monodose	Fixed dose

Features and benefits

- Injection device for pre-filled syringes – based on 1ml long syringe
- Easy to use "2-step" handling sequence, also for patients with impaired dexterity
- Patient controlled "push-on-skin" needle insertion and triggering mechanism
- Audible and tactile start and end-of-injection "CLICKS"
- Large viewing window to check the syringe and injection status
- Locking needle shield to minimise the risk of needle-stick injury
- Needle hidden from the patient's view at all times
- Optimum combination of low cost design and device functionality

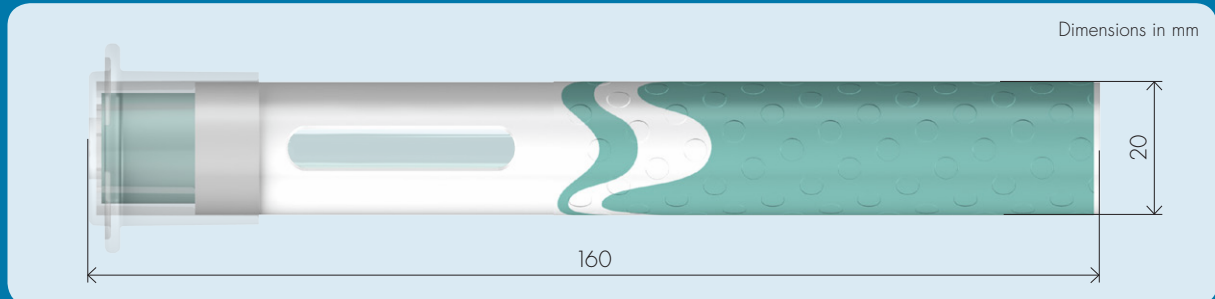
Main handling steps




Remove cap

Inject

Auto-injector dimensions



Syringe type



Standard 1 ml long syringe with staked-in needle

COMPATIBILITY BETWEEN EACH NEW SYRINGE TYPE AND THE SYRMA AUTO-INJECTOR
REQUIRES VERIFICATION

Auto-injector specifications

- Deliverable volume up to 1.0 ml
- Compatible with rigid and rubber needle shields
- For subcutaneous injections up to 8 mm insertion depth
- Viscosity range: 1–50cp depending on needle diameter and injection time