


YPSOPEN®

off the shelf



Variable Dose Pen for Insulin and Other Therapies

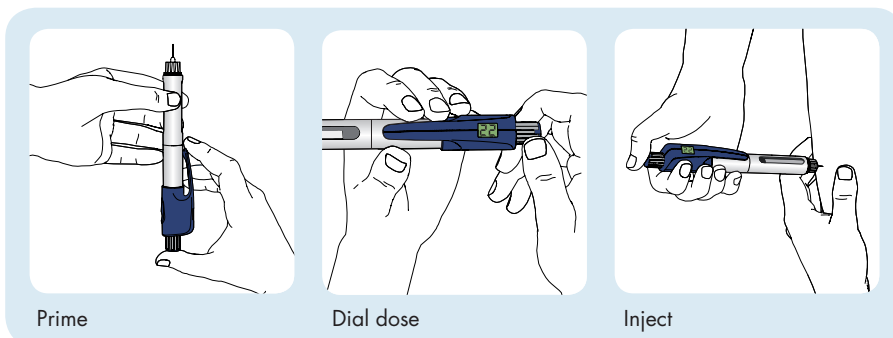
The Ypsopen® is a well-proven self-injection device, leader in the key requirements robustness and readability of the display. It is available "off-the-shelf" for insulin. Marketed in several countries, it receives excellent patient feedback.

Multidose	Variable dose
Monodose	Fixed dose


Features and benefits

- High-quality metal design
- Easy to read electronic display
- Easy handling: release – dial dose – push
- Clear audible "CLICKS" when dialling and at the end of delivering the dose
- Patented threaded rod mechanics, well proven system
- Intelligent mechanics: the selectable dose never exceeds the drug volume remaining in the cartridge
- Dose correction: prior to injection, the selected dose can always be corrected without drug loss


Main handling steps



Pen dimensions



Cartridge type



Standard 3ml cartridge

COMPATIBILITY BETWEEN EACH NEW CARTRIDGE AND THE YPSOPEN® REQUIRES VERIFICATION

Pen specifications

- Min. dose: 1 IU (10 µl)
- Max. dose: 60 IU (600 µl)
- Number of dose increments: 60
- Compatible with standard and safety pen needles – Ypsomed Penfine®/Clickfine® and Clickfine® AutoProtect™ pen needles with unique click-on function are recommended and can be prepacked with every pen.